

QUICK START GUIDE

HOW TO CHANGE LANGUAGE SETTING IN MIRA SW

APPLICABLE TO ALL PATH MEDICAL DEVICES

Before using Mira, please make sure that your MIRA software version is up to date. To get the latest version of Mira software on your PC, you can find a link to the current version at this address:

<https://pathme.de/support/#downloads>

This will take you to the PATH MEDICAL website downloads page, which is pictured below in Figure 1.

Click on the underlined word download to access the link to download Mira software. This may take several minutes.

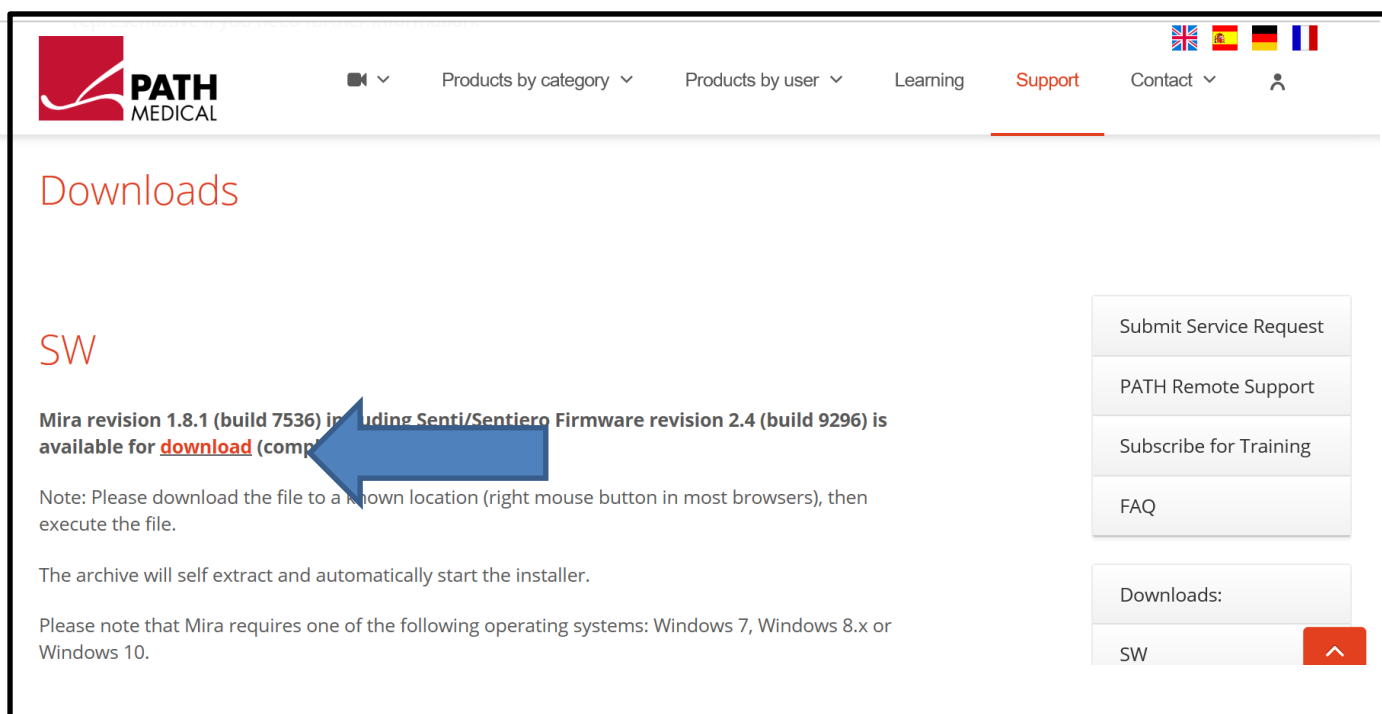


Figure 1

Open Mira by clicking on the icon on your computer desktop




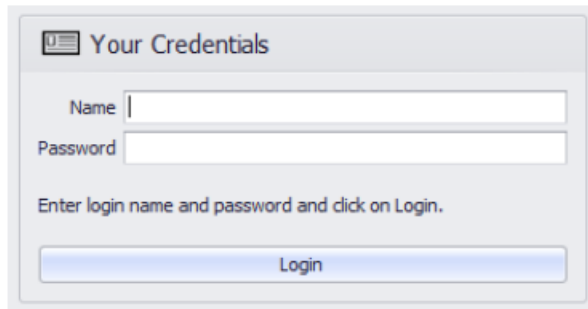
Figure 2

QUICK START GUIDE

HOW TO CHANGE LANGUAGE SETTING IN MIRA SW

APPLICABLE TO ALL PATH MEDICAL DEVICES

When Mira opens, you will see the following dialog:



Your Credentials

Name

Password

Enter login name and password and click on Login.

Login

Figure 3

Enter Name: admin; enter Password: 1234, then click the Login button to enter the software

After login, click on the tab My Settings as shown in Figure 4.

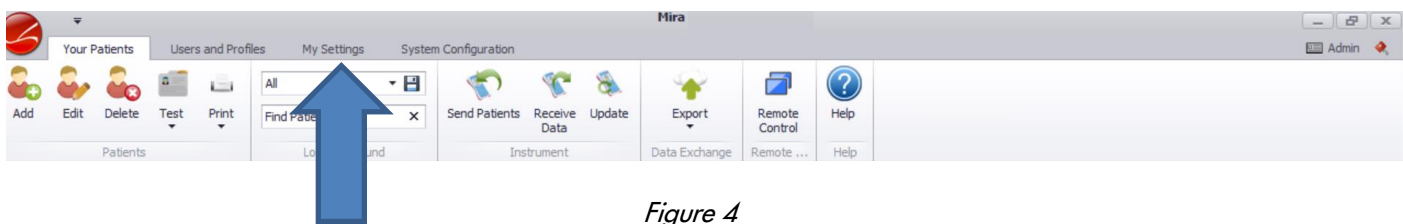


Figure 4

From the dropdown menu, select the language you want as the user language. (Figure 5).

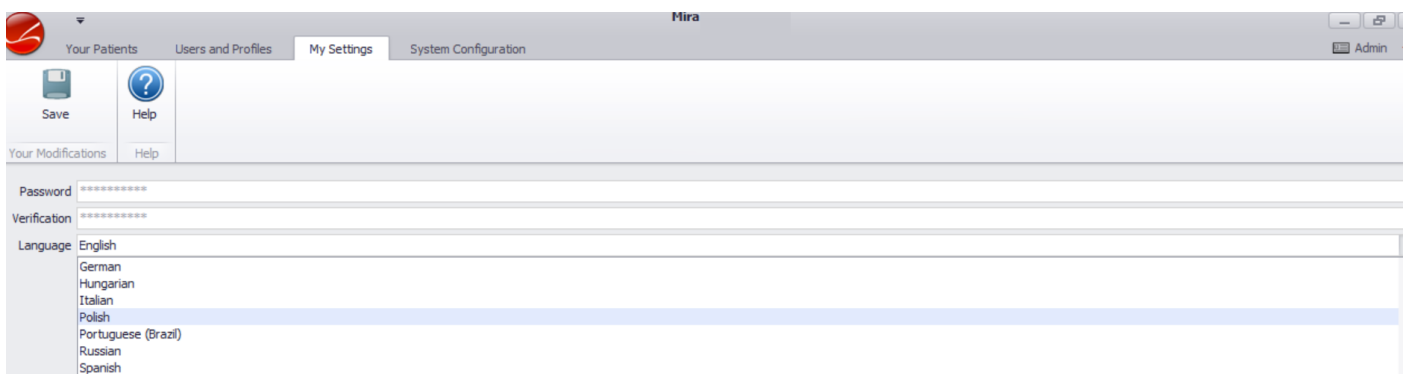


Figure 5

QUICK START GUIDE

HOW TO CHANGE LANGUAGE SETTING IN MIRA SW

APPLICABLE TO ALL PATH MEDICAL DEVICES

To define the Mira base language (i.e. the language used e.g. for user login), select the tab System Configuration (see Figure 6).

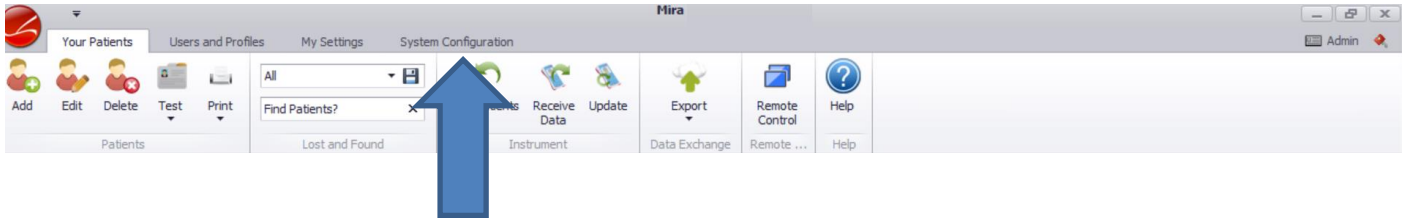


Figure 6

From the dropdown menu, select the language you want as the Mira base language. (Figure 7).

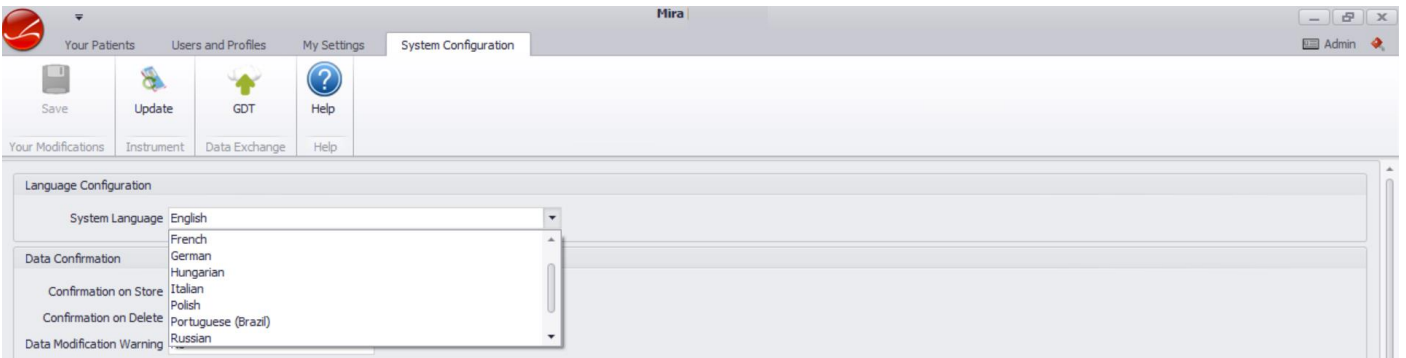


Figure 7

After selecting the language, please save your changes (Figure 8)

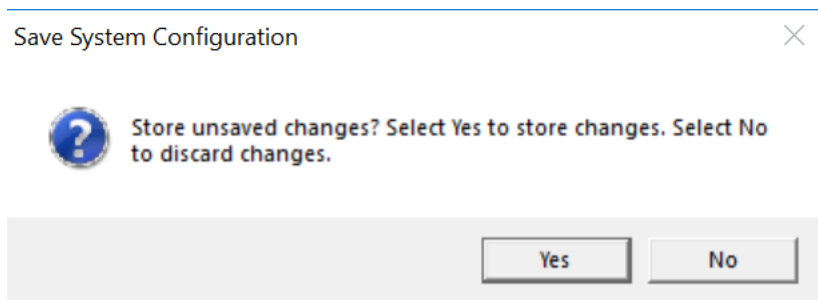


Figure 8

QUICK START GUIDE

HOW TO CHANGE LANGUAGE SETTING IN MIRA SW

APPLICABLE TO ALL PATH MEDICAL DEVICES

Quick Guide Information

Release date: 2019-01-29
Revision: 100800-29_01
Valid from: Firmware Rev. 2.5.9582, Mira PC Software Rev. 2.0.0
Applies to: All PATH MEDICAL devices

All mentioned items, products, brands and trademarks are registered or owned by the mentioned companies.

All information, illustrations, and specifications provided within this manual are based on the latest product information available at the time of publication. PATH medical reserves the right to make changes at any time without notice.

Please note that not all products displayed on our webpage or advertising materials are available in all territories. Please contact your local distributor or PATH medical for further information.

The latest revision of the Quick Start Guide is available online at www.pathme.de/download.

Errors and omissions excepted.

Copyright Notice

No part of this manual may be reproduced, translated, stored, or transmitted, in any form or by any means, electronic, mechanical, photocopying, recording, or otherwise, without the prior written consent of PATH medical GmbH.

Copyright © 2019 PATH medical GmbH

PATH medical GmbH
Landsberger Straße 65
82110 Germering
Germany

Tel.: +49 89 800 76 502 Fax: +49 89 800 76 503 Internet: www.pathme.de

CE
0124