

# QUICK START GUIDE

## COMMENTS ON PATH MEDICAL INSTRUMENTS

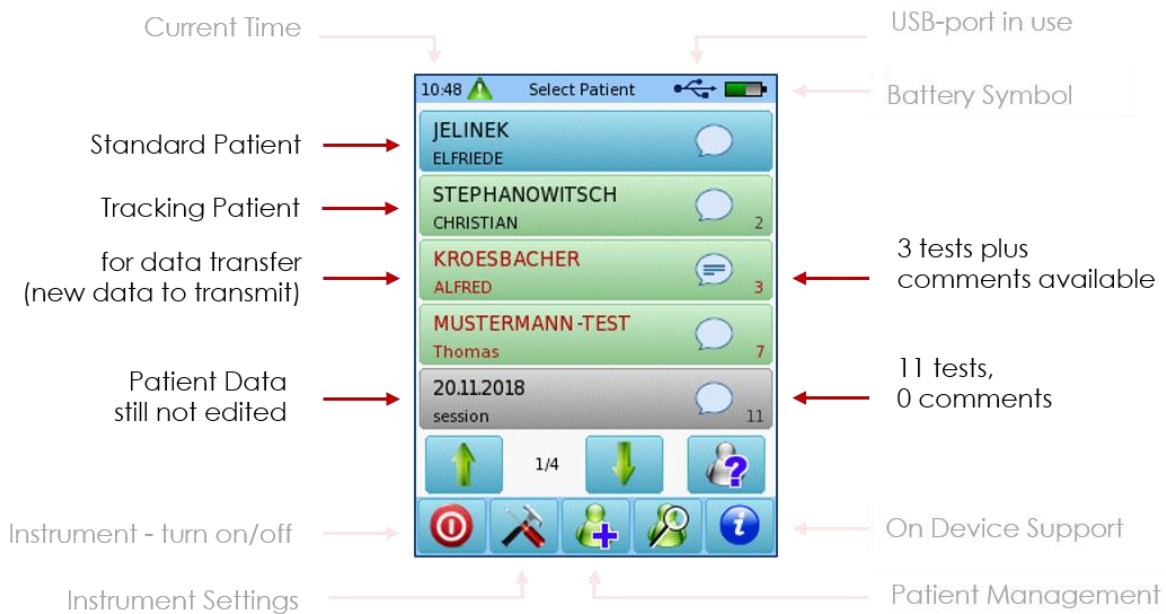
### COMMENTS ON PATIENTS AND COMMENTS ON TESTS

Comments can be made for each patient and after completion of tests for additional information relating to test conditions, performance or any other relevant information that is required to be saved in the database. Comments can be entered both in the patient selection window and in the patient's result display.

Existing comments are displayed with a filled comment icon. "No comments entered" is displayed with an empty icon.



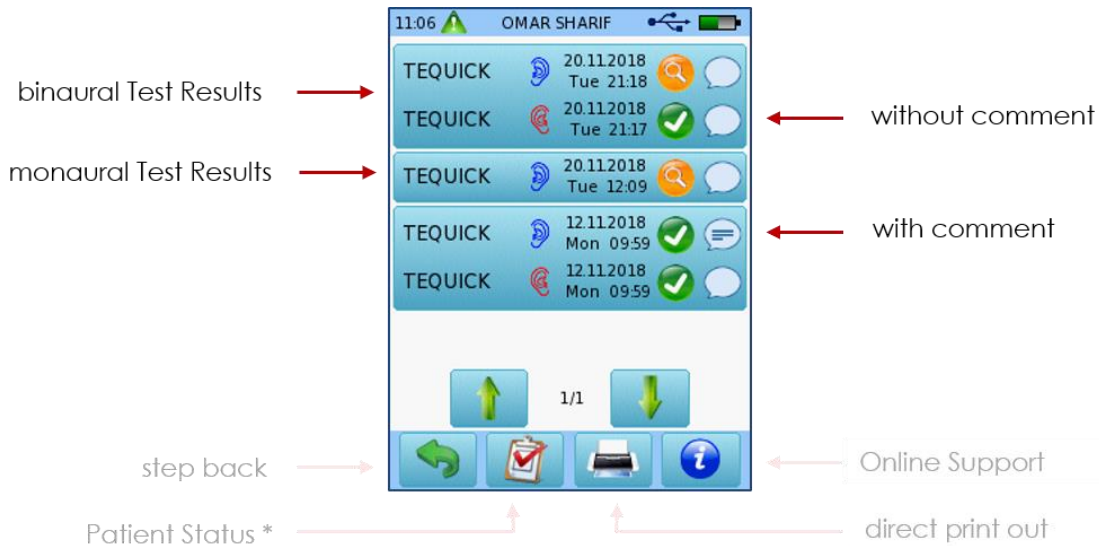
### SELECT PATIENT



# QUICK START GUIDE

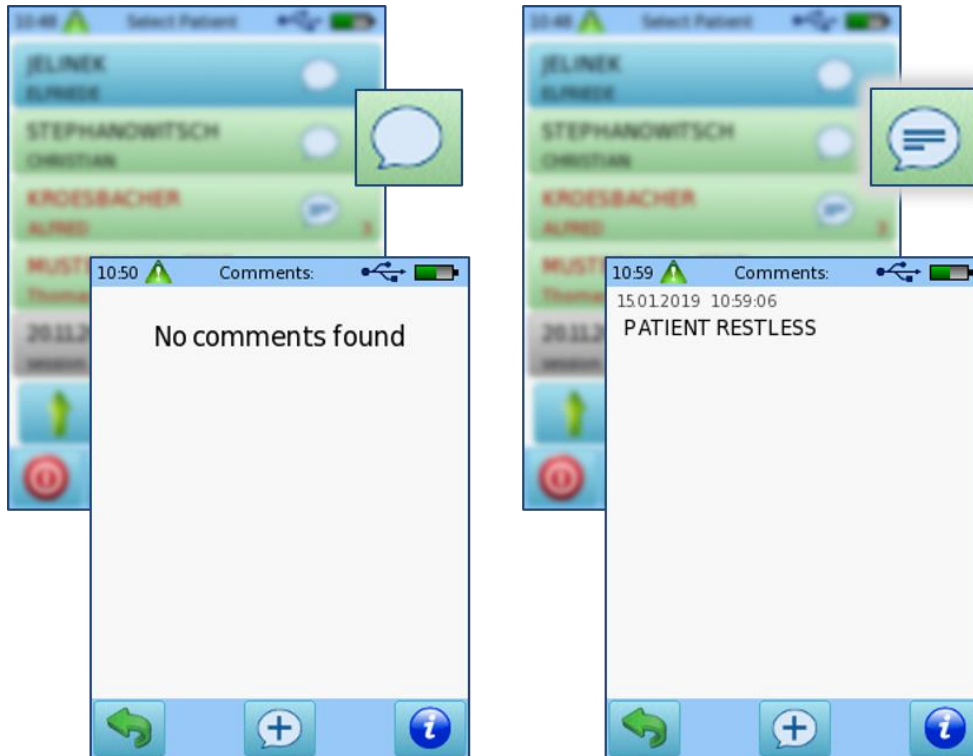
## COMMENTS ON PATH MEDICAL INSTRUMENTS

### SELECT TEST RESULT



### THE COMMENT ICON

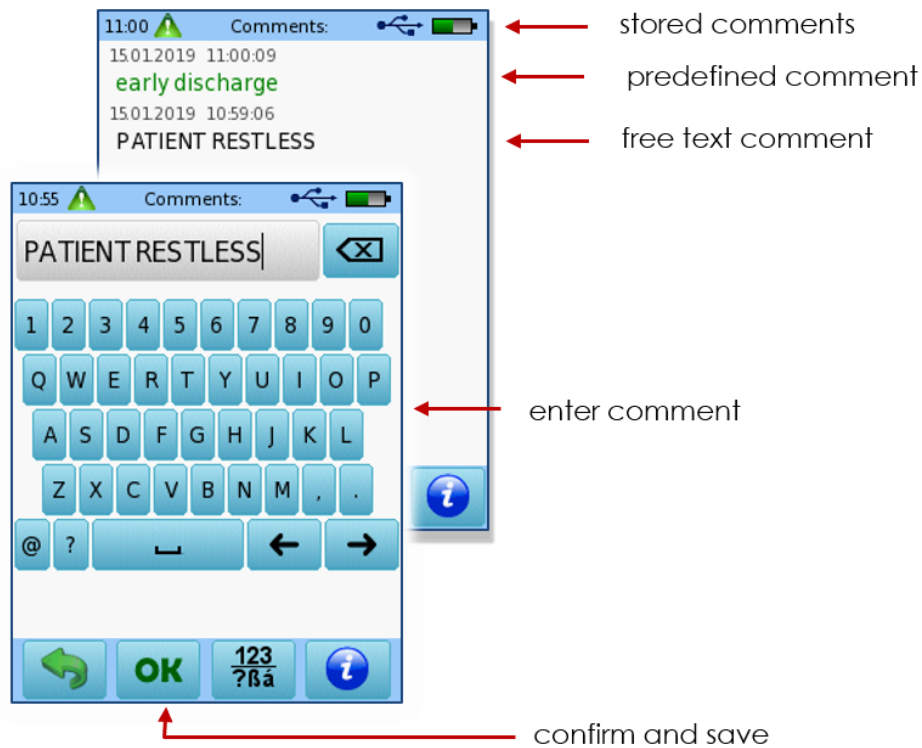
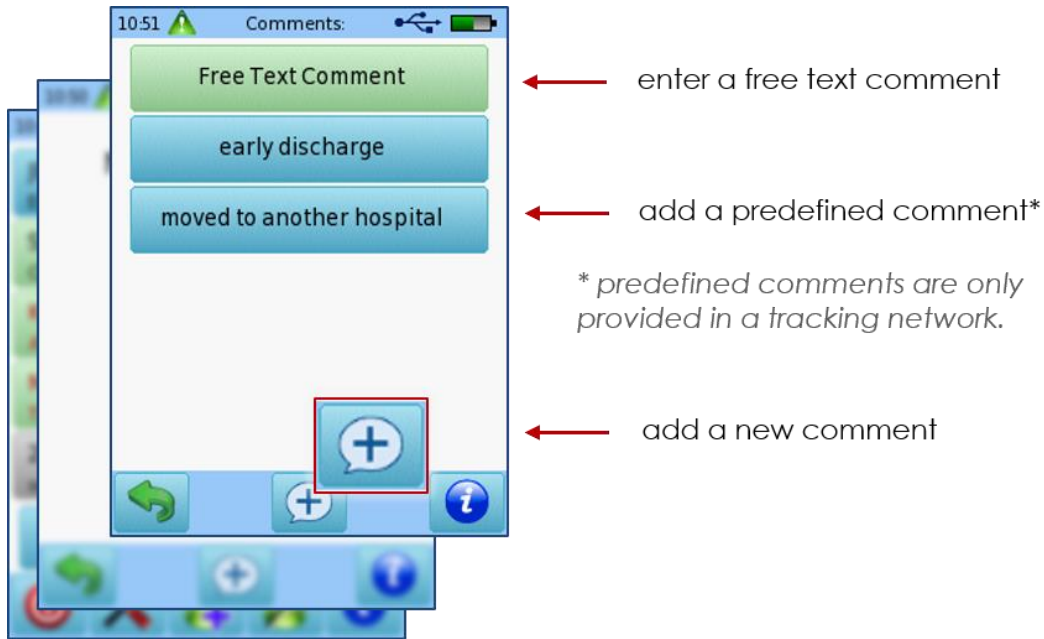
For displaying or entering a new comment -> press the icon.



# QUICK START GUIDE

## COMMENTS ON PATH MEDICAL INSTRUMENTS

### ENTER A COMMENT



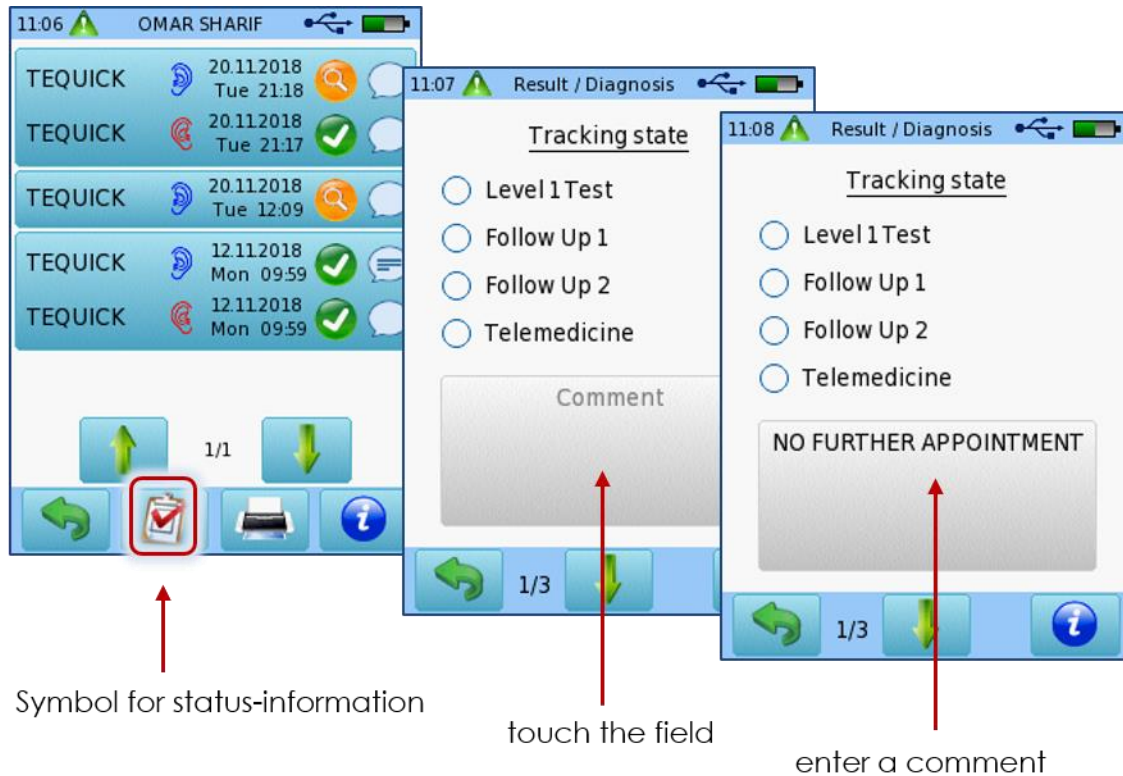
# QUICK START GUIDE

## COMMENTS ON PATH MEDICAL INSTRUMENTS

### \* COMMENT FOR UPDATING STATUS INFORMATION

If the instrument is additionally used in a tracking network, there is the option of adding additional status information to a patient or important information for the tracking center.

Here one can also enter comments, that will also be transmitted to the tracking center.



# QUICK START GUIDE

## COMMENTS ON PATH MEDICAL INSTRUMENTS

---

### Quick Guide Information

Release date: 2019-01-29  
Revision: 100800-30\_01  
Valid from: Firmware Rev. 2.5.9582, Mira PC Software Rev. 2.0.0  
Applies to: all PATH MEDICAL Devices

All mentioned items, products, brands and trademarks are registered or owned by the mentioned companies.

All information, illustrations, and specifications provided within this manual are based on the latest product information available at the time of publication. PATH medical reserves the right to make changes at any time without notice.

Please note that not all products displayed on our webpage or advertising materials are available in all territories. Please contact your local distributor or PATH medical for further information.

The latest revision of the Quick Start Guide is available online at [www.pathme.de/download](http://www.pathme.de/download).

Errors and omissions excepted.

### Copyright Notice

No part of this manual may be reproduced, translated, stored, or transmitted, in any form or by any means, electronic, mechanical, photocopying, recording, or otherwise, without the prior written consent of PATH medical GmbH.

Copyright © 2019 PATH medical GmbH

PATH medical GmbH  
Landsberger Straße 65  
82110 Germering  
Germany

Tel.: +49 89 800 76 502 Fax: +49 89 800 76 503 Internet: [www.pathme.de](http://www.pathme.de)



0124